



# Nafion™ NR211 and NR212

## Ion Exchange Materials

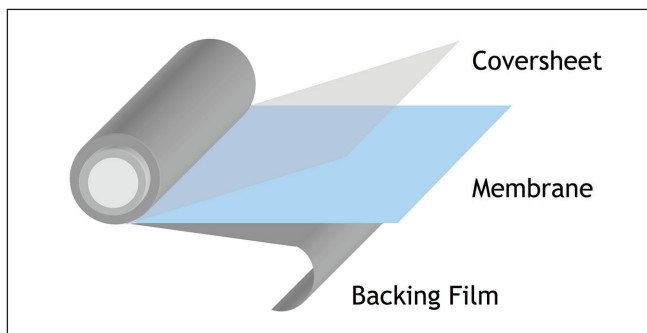
### Solution Cast Membranes

## Product Information

Nafion™ NR211 and NR212 membranes are based on chemically stabilized perfluorosulfonic acid (PFSA)/polytetrafluoroethylene (PTFE) copolymer in the acid (H<sup>+</sup>) form and exhibit substantially lower fluoride ion release compared to the non-stabilized polymer—a sign of improved chemical durability. Nafion™ PFSA membranes are proton exchange membranes (PEM) that are used for various applications, including but not limited to fuel cells, water electrolyzers, and flow batteries. The membrane performs as a separator and solid electrolyte in a variety of electrochemical cells that require the membrane to selectively transport cations across the cell junction. The polymer is chemically resistant and durable.

The membrane is positioned between a backing film and coversheet. This composite is wound on a 6 in ID plastic core, with the backing film facing out, as shown in **Figure 1**. A 6 in ID plastic roll core is standard; however, a 3 in ID plastic roll core is used for roll lengths that are less than 25 m long.

**Figure 1. Roll Unwind Orientation (Base Film Facing Out)**



The 3.0-mil backing film facilitates transporting the membrane into automated fabrication processes, while the 0.92-mil coversheet protects the membrane from exposure to the environment during intermediate handling and processing. In addition, the coversheet (in combination with the backing film) eliminates rapid changes in the membrane's moisture content and stabilizes the dimensions of the membrane as it is removed from the roll.

### Order and Packaging Information

Nafion™ PFSA membranes are available in two thickness values: NR211 (1-mil) and NR212 (2-mil).

Product dimensions for membrane rolls include:

#### Width:

- Standard roll widths are 305 mm and 610 mm
- Special order intermediate widths available in 3.175 mm increments from 200 mm (min.) up to 610 mm (max.)

#### Length:

- Standard roll length is 100 m
- Special order intermediate lengths of 10 m and 50 m

There is a 100 m<sup>2</sup> minimum order requirement for *non-standard* roll widths and a per roll packaging surcharge for standard widths in non-standard lengths less than 100 m. A roll core leader is available at a nominal charge per roll. Please contact Nafion™ Customer Service for details and availability.

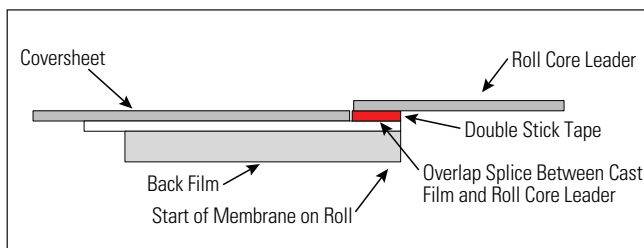
Rolls are splice-free when ordered in standard 100-m lengths. Non-standard roll lengths may contain splices under the following conditions: a 5-m minimum distance between splices and a maximum of 3 splices per roll that is less than 100 m in length.

The water content and conditioning of the membrane will affect its dimensions, and the change may not be symmetrical in the length, width, and thickness directions. Once the coversheet is removed, the membrane will respond to the environmental conditions of the workplace. If the membrane remains on the backing film, the membrane's response to relative humidity (RH) conditions, for example, may cause the combination of membrane/backing film to curl. In addition, certain manufacturing steps performed by the customer also may affect the membrane's dimensions and flatness.

If specified in the purchase order, a roll core leader is attached to the membrane as shown in Figure 2. The roll

core leader material is the same as the backing film and the length specified in the purchase order.

**Figure 2. Splice Design for Attaching Roll Core Leader to Membrane**



**Table 1. Properties of Nafion™ PFSA Membrane**

Thickness and Basis Weight Properties <sup>1</sup>					
Membrane Type	Typical Thickness (μm)		Basis Weight (g/m <sup>2</sup> )		
Nafion™ NR211	25.4		50		
Nafion™ NR212	50.8		100		
Physical Properties <sup>1</sup>					
Property <sup>2</sup>	Typical Values				Test Method
	Nafion™ NR211		Nafion™ NR212		
	MD	TD	MD	TD	
Tensile Strength, Max., MPa	23	28	32	32	ASTM D882
Non-Standard Modulus, MPa	288	281	266	251	ASTM D882
Elongation to Break, %	252	311	343	352	ASTM D882
Other Properties					
Specific Gravity	1.97		1.97		See footnote <sup>1</sup>
Available Acid Capacity, meq/g	0.92 min.		0.92 min.		See footnote <sup>3</sup>
Total Acid Capacity, meq/g	0.95-1.01		0.95-1.01		See footnote <sup>4</sup>
Hydrogen Crossover, mL/min-cm <sup>2</sup>	<0.020		<0.010		See footnote <sup>5</sup>
Hydrolytic Properties					
Water Content, % water <sup>6</sup>	5.0 ± 3.0%				ASTM D570
Water Uptake, % water <sup>7</sup>	50.0 ± 5.0%				ASTM D570
Linear Expansion, % increase <sup>8</sup> from 50% RH, 23 °C (73 °F)					
to water soaked, 23 °C (73 °F)	10				ASTM D756
to water soaked, 100 °C (212 °F)	15				ASTM D756

<sup>1</sup>Measurements taken with membrane conditioned to 23 °C (73 °F), 50% RH.

<sup>2</sup>Where specified, MD—machine direction, TD—transverse direction. Condition state of membrane given.

<sup>3</sup>A base titration procedure measures the equivalents of sulfonic acid in the polymer and used the measurements to calculate the available acid capacity of the membrane (acid form).

<sup>4</sup>A base titration procedure measures the equivalents of sulfonic acid in the polymer and used the measurements to calculate the total acid capacity or equivalent weight of the membrane (acid form).

<sup>5</sup>Hydrogen crossover measured at 22 °C (72 °F), 100% RH, and 50-psi delta pressure. This is not a routine test.

<sup>6</sup>Water content of membrane conditioned to 23 °C (73 °F) and 50% RH (dry weight basis).

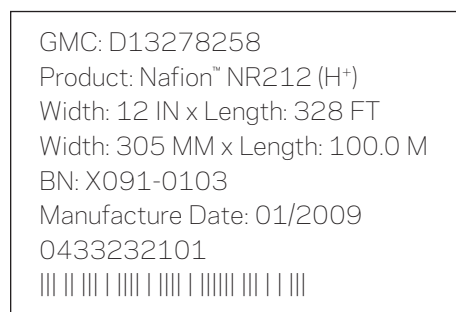
<sup>7</sup>Water uptake from dry membrane to conditioned in water at 100 °C (212 °F) for 1 hr (dry weight basis).

<sup>8</sup>Average of MD and TD. MD expansion is similar to TD expansion for NR membranes.

## Product Labeling

A self-adhesive product label, with information content similar to **Figure 3**, is located on the inside of the roll core and the outside over-wrap of each roll. The label indicates the product roll's width and length in both English and metric units.

**Figure 3. Finished Product Roll Label**



- GMC is a product setup code specific to the thickness, roll width, length, and other packaging features.
- BN is a two-part code, with the first part identifying the production lot and the second part indicating the master roll number (wide-stock roll before slitting).
- Manufacture Date is the wide-stock roll's slit date (mm/yyyy).
- A tracking code/bar code is generated for each product roll.

## Recommended Roll Storage Conditions

Unopened roll packages of Nafion™ PFSA membrane should be stored in the original shipping box, out of direct sunlight, in a climate-controlled environment maintained at 10–30 °C (50–86 °F) and 30–70% relative humidity. Before opening the package, pre-condition the membrane roll to the processing area temperature for 24 hr.

Once opened and exposed to the environment, the membrane will equilibrate to the ambient relative humidity and change in dimensions accordingly. Membrane order dimensions are specified and measured at 23 °C (73 °F) and 50% relative humidity.

## Handling Practices

Ventilation should be provided for safe handling and processing of Nafion™ PFSA membrane. The amount of local exhaust necessary for processing Nafion™ PFSA membrane at elevated temperatures will depend on the combined factors of membrane quantity, temperature, and exposure time.

## Scrap Disposal

Preferred disposal options are (1) recycling and (2) landfill. Incinerate only if incinerator is capable of scrubbing out hydrogen fluoride and other acidic combustion products. Treatment, storage, transportation, and disposal must be in accordance with applicable federal, state/provincial, and local regulations.

## Static Discharges

The composite structure and individual layers can pick up a strong charge of static electricity, because of the good dielectric properties of the membrane, backing film, and coversheet. Unless this charge is dissipated as it forms, by using ionizing radiation devices or special conducting metal tinsel, it can build to thousands of volts and discharge to people or metal equipment. In dust- or solvent-laden air, a flash fire or explosion could follow. Extreme caution is needed to prevent static accumulation when using flammable solvents while coating membrane surfaces. Solvent-coating equipment should incorporate the means for detecting and extinguishing fire.

## Safe Handling and Use of Nafion™ PFSA Membranes

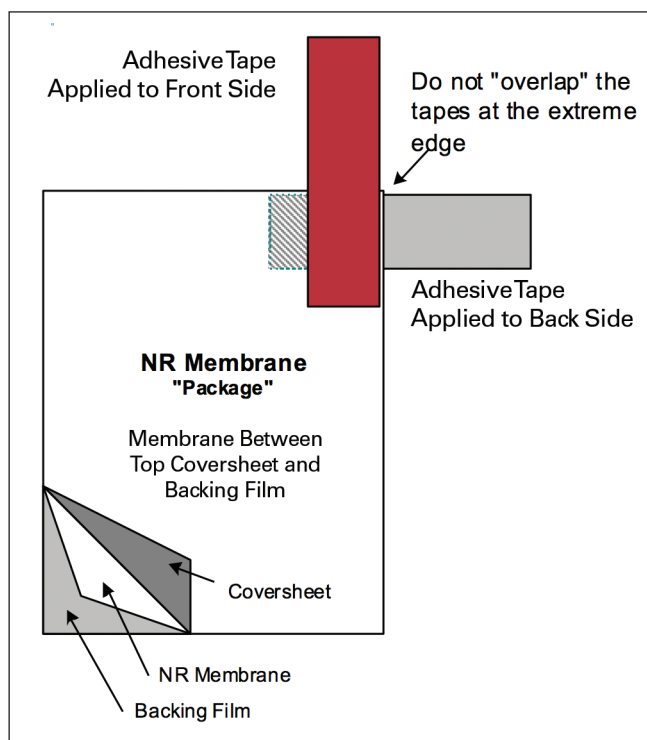
The following information should be reviewed before handling and processing Nafion™ PFSA membranes:

- Material Safety Data Sheet for Nafion™ PFSA membranes NR211 and NR212
- Nafion™ "Safety in Handling and Use" technical bulletin, T-01
- "Guide to Safe Handling of Fluoropolymer Resins", Fourth Edition, November 2005, Published by the Fluoropolymers Division of the Society of the Plastics Industry, Inc.

### Separating NR Membrane from the Coversheet and Backing Film

- Attach tapes to the front and back sides of the NR membrane “package” at one corner, as shown in Figure 4. To prevent the tapes from sticking to each other, do not “overlap” the adhesive surfaces at the extreme edges.
- Pull the tapes apart to separate the coversheet from the membrane/backing film. The membrane typically adheres to the backing film during this step. The coversheet is 0.92 mil polyester film.
- Attach tapes to the membrane side and backing film side at one corner, as shown in Figure 4. To prevent the tapes from sticking to each other, do not “overlap” the adhesive surfaces at the extreme edges.
- Pull the tapes apart to separate the membrane from the backing film. The backing film is 3.0-mil polyester film.

Figure 4.



The data listed here fall within the normal range of product properties, but they should not be used to establish specification limits nor used alone as the basis of design. This information is based on technical data that Chemours believes to be reliable. It is intended for use by persons having technical skill and at their own discretion and risk. This information is given with the understanding that those using it will satisfy themselves that their particular conditions of use present no health or safety hazards. Because conditions of product use are outside our control, Chemours makes no warranties, express or implied, and assumes no obligation or liability in connection with any use of this information or for results obtained in reliance thereon. The disclosure of the information is not a license to operate under or a recommendation to infringe any patent of Chemours or others.

**Medical Statement:** Please contact your Chemours representative to discuss limitations regarding medical applications.

For more information about Nafion™, contact:

The Chemours Company FC, LLC  
Global Customer Service for IXM  
22828 NC Highway 87 W  
Fayetteville, NC 28306, USA

Telephone USA: (800) 283-2493  
Fax: (302) 861-3736  
Email: [customerservice.nafion@chemours.com](mailto:customerservice.nafion@chemours.com)  
Web: [chemours.com/Nafion](http://chemours.com/Nafion)

© 2017 The Chemours Company FC, LLC. Nafion™, Teflon™, and any associated logos are trademarks or copyrights of The Chemours Company FC, LLC. Chemours™ and the Chemours Logo are trademarks of The Chemours Company.

C-10610 (2/17)